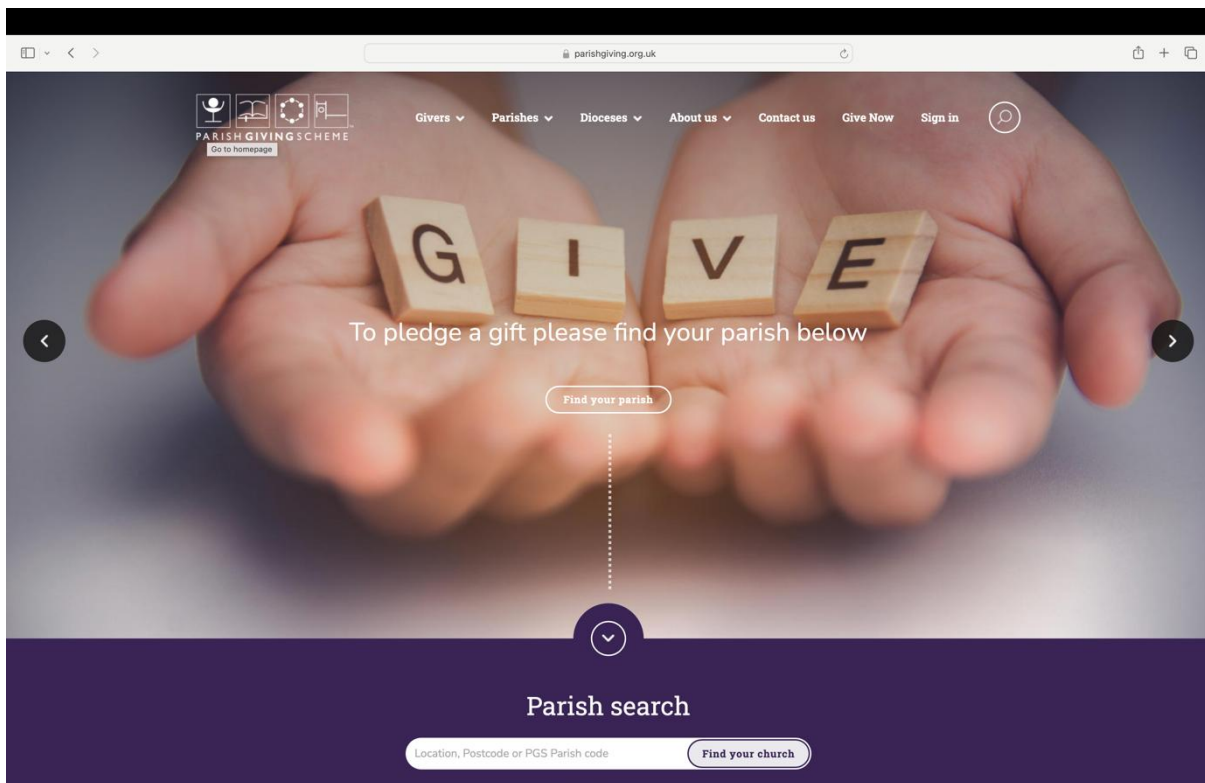


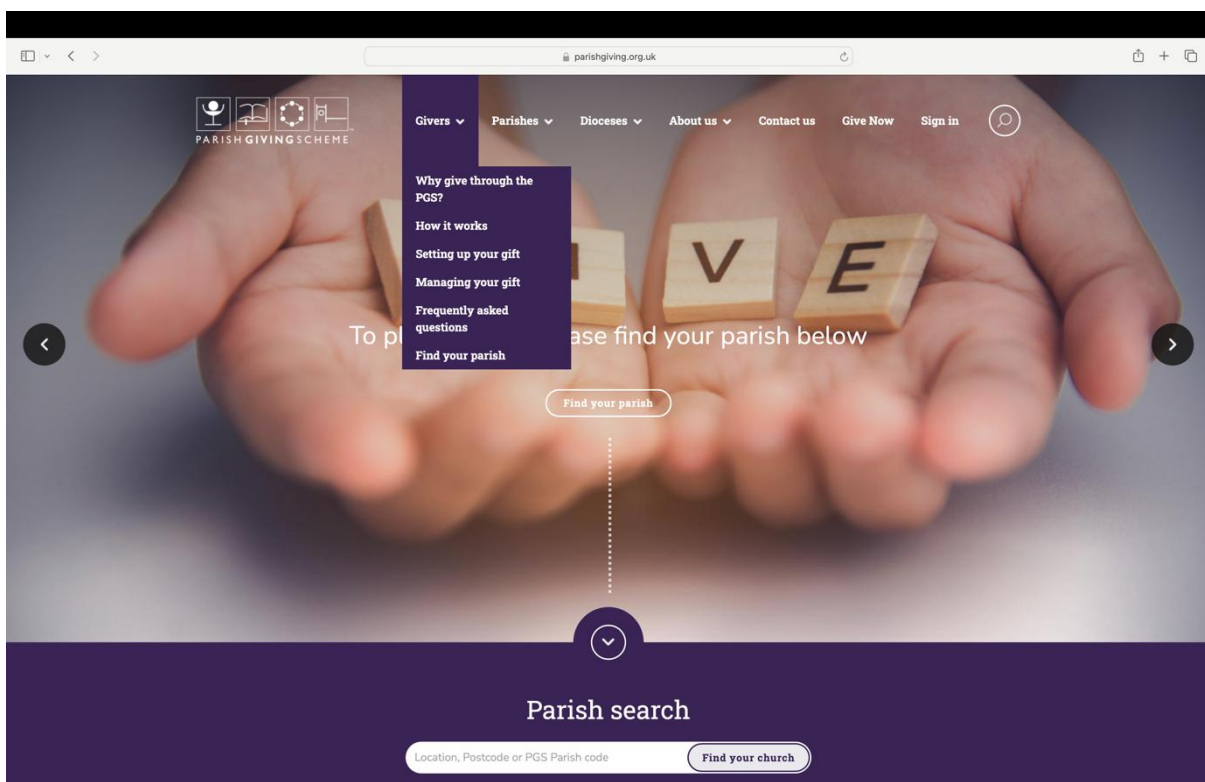
# A guide to setting up giving via the Parish Giving scheme

Log on to the Parish Giving website ([www.parishgiving.org.uk](http://www.parishgiving.org.uk))

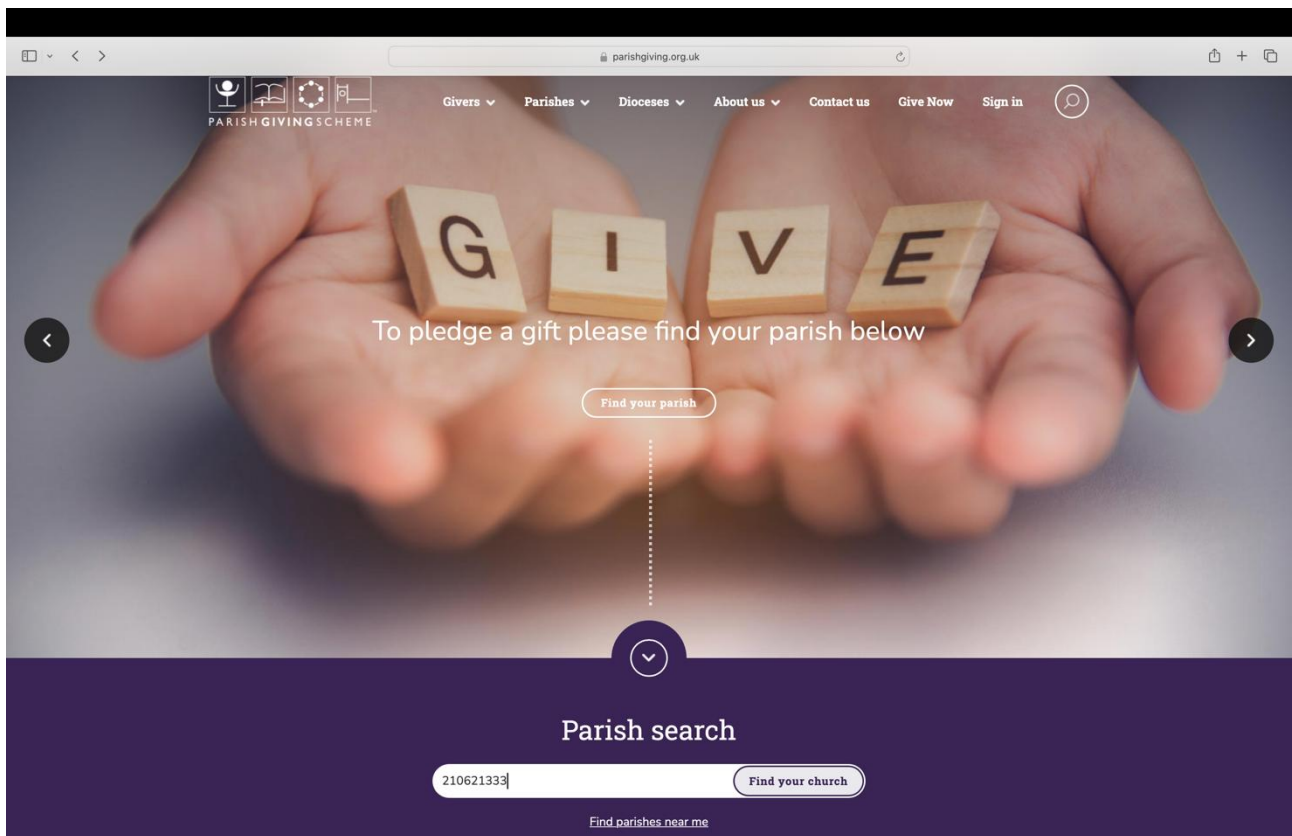
The home page should look like this:



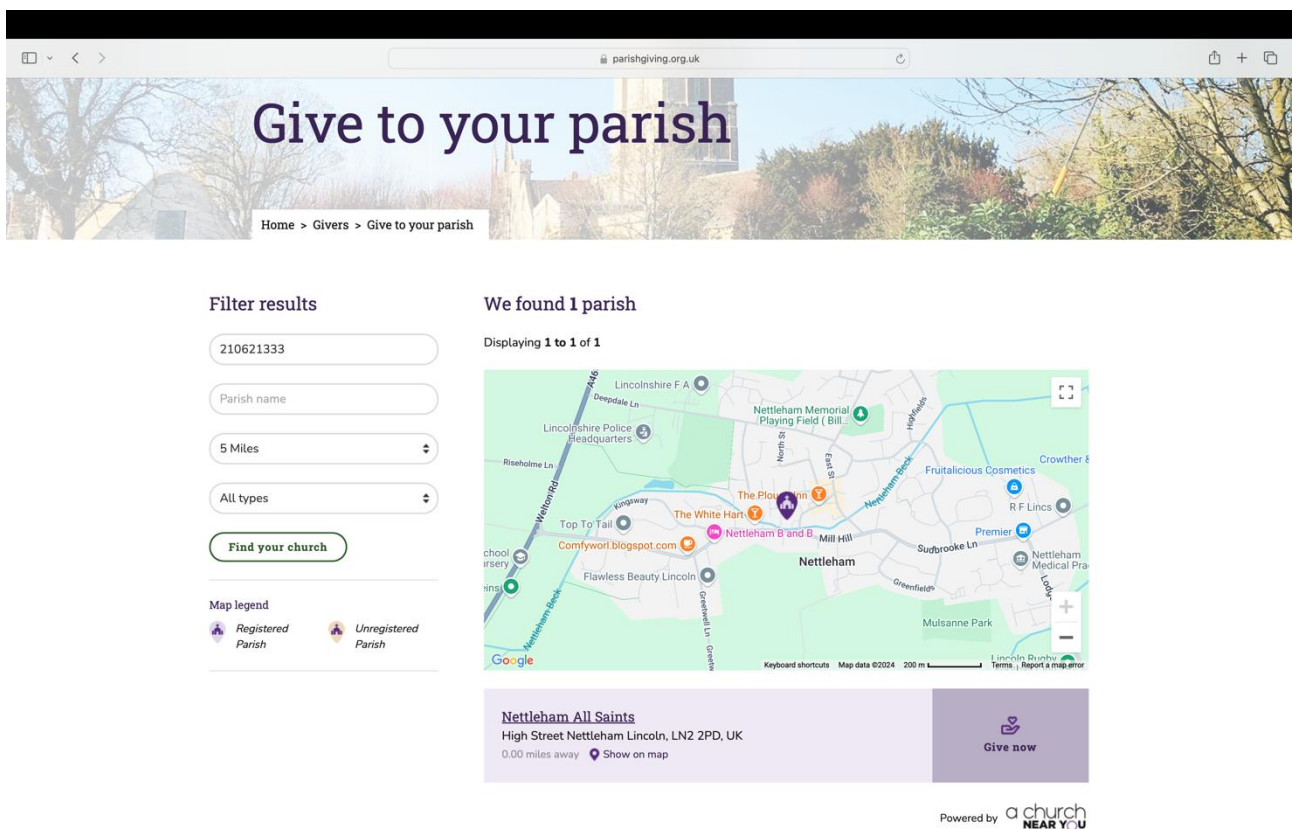
You can see details of the scheme and how it works by hovering your cursor over 'Givers' on the top line and click on the relevant item in the drop-down box:



If you would like to proceed type '210621333' (the All Saints Nettleham Parish code) into the 'Parish search' box and click on the 'Find your church' box:



You'll then be presented with this screen:



Click on the 'Give now' box and you should then see this screen:

The screenshot shows the 'parishgiving.org.uk' website for Nettleham All Saints. The header includes the Parish Giving Scheme logo and navigation links: Givers, Parishes, Dioceses, About us, Contact us, Give Now, and Sign in. The main heading is 'Nettleham All Saints' with a breadcrumb trail: Home > Givers > Give to your parish > Nettleham All Saints. A 'Select your gift type' section offers 'Regular Giving\*' and 'One-off Gift\*'. A welcome message states: 'Welcome to Nettleham All Saints. This Parish is registered with the Parish Giving Scheme which allows you to give to this Parish securely and safely online. Please click 'Regular Giving' to set up a monthly, quarterly, or annual Direct Debit or 'One-Off Gift' to make a single gift using your Debit, Credit Card or Apple/Google Pay wallet.' It also mentions the parish's vision: 'We have a vision to ENGAGE with all, to FLOURISH in faith and to GROW God's Kingdom, as the best Key Mission Church we can be.' A 'Pledge your gift' section at the bottom has buttons for 'Regular Giving' and 'One-off Gift'.

If you scroll further down this page you'll see more details of our parish:

The screenshot shows the 'parishgiving.org.uk' website for Nettleham All Saints, displaying detailed parish information. The header is identical to the previous screenshot. The main heading is 'Nettleham All Saints' with the same breadcrumb trail. A 'Select your gift type' section is visible on the left. The main content area includes a welcome message and a 'Pledge your gift' section. The parish details section lists: Parish name: All Saints; Parish code: 210621333; Diocese: Lincoln Diocese; Address: High Street, Nettleham, Lincoln, LN2 2PD; Website: <https://www.asn.church>; A Church Near You: [View in A Church Near You](#); Telephone: 07468149695; and a link to 'Download the QR code for this parish'. A map of Nettleham is shown on the right, with coordinates 53°15'55.1"N 0°29'27.8"W. The footer includes the text 'Powered by a church NEAR YOU' and a 'Pledge your gift' section with 'Regular Giving' and 'One-off Gift' buttons.

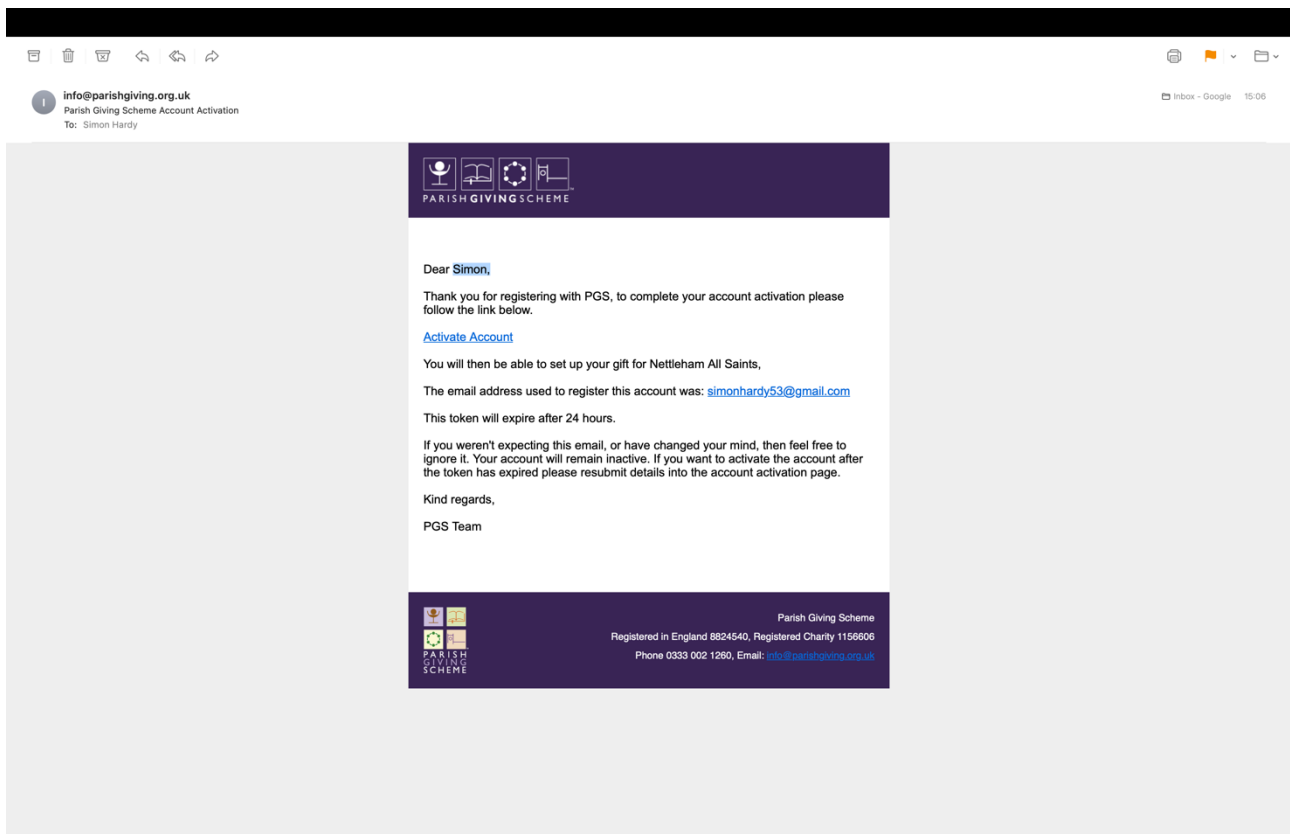
Click on either the 'Regular Giving' or 'One-off Gift' box as appropriate. If you click on the 'Regular Giving' box you'll be presented with a screen where you'll be asked for your personal details that starts like this:

The screenshot shows the 'Personal details' registration page. At the top, there's a breadcrumb trail: Home > Givers > Register > Personal details. Below this, a message states: 'If you currently make a regular gift through the Parish Giving Scheme, please click below to login or activate your personal account. In the event that you have any difficulties completing this form, you can contact the PGS team on 0333 002 1271.' A progress bar with three steps is shown, with step 1 highlighted. The main heading is 'You have chosen to give to Nettleham All Saints'. Below this, the PGS Parish Code is 210621333 and the Diocese is Lincoln Diocese. There are two main sections: 'Register' (complete the form below to register with PGS) and 'Login' (Already have an account? Log in here). The 'Your details' section contains three input fields: 'Title' (with a dropdown menu showing '- Please select -'), 'First names(s)', and 'Surname'. Each field has a red asterisk indicating it is required.

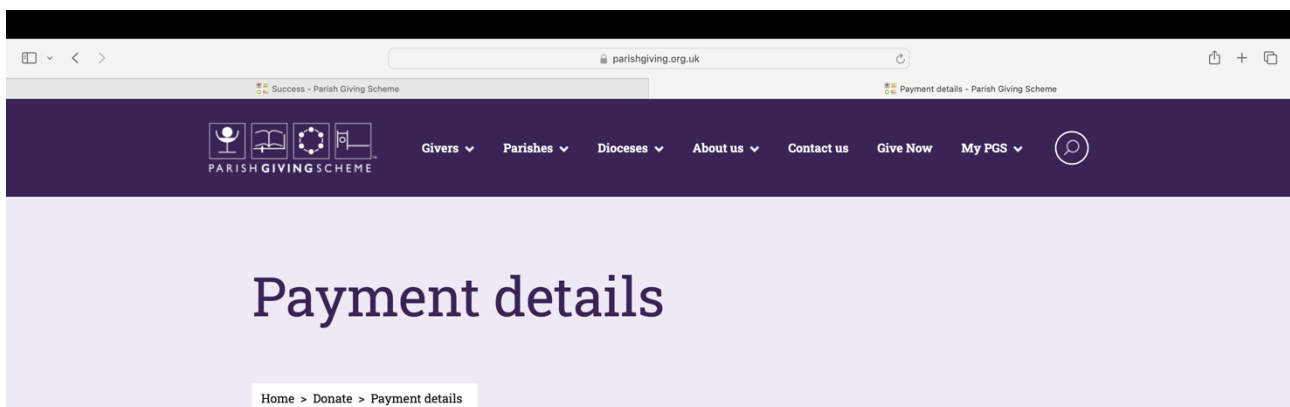
Fill in all the boxes with a red asterisk and click on the 'Submit' button; you'll then see this:

The screenshot shows the 'Registration successful' page. At the top, there's a breadcrumb trail: Home > Givers > Register > Success. Below this, a green banner with a checkmark icon says 'Account Activation Email has been sent'. A message follows: 'Thankyou. Before proceeding, please verify the email address you have provided.' Below this, another message says: 'Please go to your email inbox, find the "Parish Giving Scheme Account Activation" email sent to you and click on the "Activate Account" link.' At the bottom, there's a footer with four columns: 'About us' (The Parish Giving Scheme (PGS) is a simple and secure way for churches to receive gifts by Direct Debit, Credit and Debit Cards, Apple and Google Pay methods. We are committed to easing the administrative burden for churches, while empowering all generations to give with confidence and to feel valued. 76 Kingsholm Road), 'Useful links' (Site map, Privacy Policy, Activate account, Terms & Conditions, Cookies, PGS at Instagram, PGS at LinkedIn), 'Contact us' (If you would like to contact us or have any feedback or suggestions, please click here to connect to the PGS team. Alternatively, Phone: 0333 002 1260), and a 'Go to homepage' button.

Check your email inbox and you should see an email from Parish Giving that looks like this (but with your name and email address):



Click on the 'Activate Account' link and you'll be taken to this screen:



Thank you for looking to make a gift to this parish. Please complete the details below.

✓ You have successfully activated your account

You have chosen to give to...

Church name	Nettleham All Saints
PGS Parish Code	210621333
Church diocese	Lincoln Diocese

Gift details

Gift Amount \*

£ e.g. 10

The page continues like this:

The screenshot shows a web browser window with the URL [parishgiving.org.uk](https://parishgiving.org.uk). The page has two tabs: 'Success - Parish Giving Scheme' and 'Payment details - Parish Giving Scheme'. The 'Payment details' form is active and contains the following sections:

- Gift details**
  - Gift Amount \***: A text input field with a pound symbol (£) and a placeholder 'e.g. 10'.
  - Start date \***: A date picker showing '1st' and a dropdown menu set to 'January 2025'.
  - Payment Frequency \***: A dropdown menu with the option '- Please select -'.
- Payment details**
  - Name(s) of account holder \***: A text input field.
  - Sort Code \***: Three separate input fields for the sort code, separated by hyphens.
  - Account Number \***: A text input field.
- Confirmation statements**
  - I confirm that I hold a UK Bank / Building Society Account and I am the Account Holder: ☐ Yes ☒ No
  - I confirm that I am the only person required to authorise debits from this account: ☐ Yes ☒ No
- Footer note**: A small text block stating: 'If you have answered 'no' to either of these questions you will need to complete a paper Direct Debit Instruction, please contact the Parish Giving Scheme on [0333 002 1260](tel:03330021260)'.

Fill in all the required boxes. You'll need to answer 'Yes' to the two confirmation statements at the bottom of the page to complete the process digitally. If you can't do this you'll need to complete a paper form as indicated.

You can log in to the website at any time, using the password you created, to amend your details or your giving amount.

Once you've completed the process don't forget to cancel your current bank Direct Debit or Standing Order.

If you experience any problems or have any questions please don't hesitate to contact me.

Thank you.

Simon

Simon Hardy - PCC treasurer

[treasurer@asn.church](mailto:treasurer@asn.church)